



## Rituals, ceremonies and lifestyles (from various religions)

KS1

LKS2

UKS2

Children look further at the concepts of belonging, identity and meaning. They understand how certain features of religion make a difference to individuals and communities. Children also explore the rituals and ceremonies which mark important points in life. Moving on from LKS2, children will have the opportunity to explore non-religious ways of life.

## Children Can:

- a explain practices and lifestyles associated with belonging to a faith;
- b explain practices and lifestyles associated with belonging to a non-religious community;
- c compare lifestyles of different faiths and give reasons why some people within the same faith choose to adopt different lifestyles;
- d show an understanding of the role of a spiritual leader.

## Year 5



Worship

Lesson Number:

1

2

3

4

5

6

a

b

c

d



The True Meaning of Christmas

Lesson Number:

1

2

3

4

5

6

a

b

c

d



Peace

Lesson Number:

1

2

3

4

5

6

a

b

c

d



Forgiveness

Lesson Number:

1

2

3

4

5

6

a

b

c

d



Jesus the Healer

Lesson Number:

1

2

3

4

5

6

a

b

c

d



Commitment

Lesson Number:

1

2

3

4

5

6

a

b

c

d

Year 5

## Year 6

Humanism

Lesson Number:

1	2	3	4	5	6
a	a	a	a	a	a
b	b	b	b	b	b
c	c	c	c	c	c
d	d	d	d	d	d

Creation Stories

Lesson Number:

1	2	3	4	5	6
a	a	a	a	a	a
b	b	b	b	b	b
c	c	c	c	c	c
d	d	d	d	d	d

The Christmas Story

Lesson Number:

1	2	3	4	5	6
a	a	a	a	a	a
b	b	b	b	b	b
c	c	c	c	c	c
d	d	d	d	d	d

Justice and Freedom

Lesson Number:

1	2	3	4	5	6
a	a	a	a	a	a
b	b	b	b	b	b
c	c	c	c	c	c
d	d	d	d	d	d

Crucifixion

Lesson Number:

1	2	3	4	5	6
a	a	a	a	a	a
b	b	b	b	b	b
c	c	c	c	c	c
d	d	d	d	d	d

Eternity

Lesson Number:

1	2	3	4	5	6
a	a	a	a	a	a
b	b	b	b	b	b
c	c	c	c	c	c
d	d	d	d	d	d





## Time to reflect and personal growth

KS1

LKS2

UKS2













To support the learning of RE, see below for Twinkl Life units that cover the specific aspects of this strand.

Children continue to develop their understanding how an appreciation of religion plays an important role in the lives of some people. They make links to expressing identity and belonging, and notice and respond sensitively to different views. Children can then discuss and apply their own and others' ideas about ethical questions, including ideas about what is right and wrong and what is just and fair.

## Children Can:

- a recognise and express feelings about their identities and beliefs;
- b explain their own opinions about tricky concepts and tricky questions that have no universally agreed answers;
- c explain why their answers may be different from someone else's and respond sensitively.

Year 5

 <b>Worship</b> <b>Lesson Number:</b> 1 2 3 4 5 6 a a a a a a b b b b b b c c c c c c						 <b>The True Meaning of Christmas</b> <b>Lesson Number:</b> 1 2 3 4 5 6 a a a a a a b b b b b b c c c c c c						 <b>Peace</b> <b>Lesson Number:</b> 1 2 3 4 5 6 a a a a a a <b>b</b> b b b b b c c c c c c						 <b>Forgiveness</b> <b>Lesson Number:</b> 1 2 3 4 5 6 a a a a a a <b>b</b> b b b b b c c c c c c						 <b>Jesus the Healer</b> <b>Lesson Number:</b> 1 2 3 4 5 6 a a a a a a <b>b</b> b b b <b>b</b> b c c c c c c						 <b>Commitment</b> <b>Lesson Number:</b> 1 2 3 4 5 6 a a a a a a <b>b</b> b b b b b c c c c c c					
 <b>TEAM</b> <b>Lesson Number:</b> 1 2 3 4 5 6 a a a a a a b b b b b b c <b>c</b> c c c c						 <b>Britain</b> <b>Lesson Number:</b> 1 2 3 4 5 6 <b>a</b> <b>a</b> a a a a b b b <b>b</b> <b>b</b> b <b>c</b> c c c c c						 <b>Be Yourself</b> <b>Lesson Number:</b> 1 2 3 4 5 6 <b>a</b> <b>a</b> <b>a</b> a a <b>a</b> b b b b b b c <b>c</b> <b>c</b> c c c c						 <b>It's My Body</b> <b>Lesson Number:</b> 1 2 3 4 5 6 a a a a a a b b b b b b c c c c c c						 <b>Money Matters</b> <b>Lesson Number:</b> 1 2 3 4 5 6 a a a a a a b b b b b b c c c c c c						 <b>Aiming High</b> <b>Lesson Number:</b> 1 2 3 4 5 6 <b>a</b> <b>a</b> <b>a</b> <b>a</b> a <b>a</b> b b b b <b>b</b> b c c <b>c</b> <b>c</b> c c					



## Time to reflect and personal growth

KS1

LKS2

UKS2













To support the learning of RE, see below for Twinkl Life units that cover the specific aspects of this strand.

Children continue to develop their understanding how an appreciation of religion plays an important role in the lives of some people. They make links to expressing identity and belonging, and notice and respond sensitively to different views. Children can then discuss and apply their own and others' ideas about ethical questions, including ideas about what is right and wrong and what is just and fair.

## Children Can:

- a recognise and express feelings about their identities and beliefs;
- b explain their own opinions about tricky concepts and tricky questions that have no universally agreed answers;
- c explain why their answers may be different from someone else's and respond sensitively.

Year 6

 <b>Humanism</b> <b>Lesson Number:</b> 1 2 3 4 5 6 a a a a a a b b b b b b c c c c c c	 <b>Creation Stories</b> <b>Lesson Number:</b> 1 2 3 4 5 6 a a a a a a b b b b b b c c c c c c	 <b>The Christmas Story</b> <b>Lesson Number:</b> 1 2 3 4 5 6 a a a a a a b b b b b b c c c c c c	 <b>Justice and Freedom</b> <b>Lesson Number:</b> 1 2 3 4 5 6 a a a a a a b b b b b b c c c c c c	 <b>Crucifixion</b> <b>Lesson Number:</b> 1 2 3 4 5 6 a a a a a a b b b b b b c c c c c c	 <b>Eternity</b> <b>Lesson Number:</b> 1 2 3 4 5 6 a a a a a a b b b b b b c c c c c c
 <b>Think Positive</b> <b>Lesson Number:</b> 1 2 3 4 5 6 a a a a a a b b b b b b c c c c c c	 <b>Respecting Rights</b> <b>Lesson Number:</b> 1 2 3 4 5 6 a a a a a a b b b b b b c c c c c c	 <b>VIPs</b> <b>Lesson Number:</b> 1 2 3 4 5 6 a a a a a a b b b b b b c c c c c c	 <b>One World</b> <b>Lesson Number:</b> 1 2 3 4 5 6 a a a a a a b b b b b b c c c c c c	 <b>Growing Up</b> <b>Lesson Number:</b> 1 2 3 4 5 6 a a a a a a b b b b b b c c c c c c	 <b>Safety First</b> <b>Lesson Number:</b> 1 2 3 4 5 6 a a a a a a b b b b b b c c c c c c

## Values (in your own life and others' lives)

KS1

LKS2

UKS2













To support the learning of RE, see below for Twinkl Life units that cover the specific aspects of this strand.

Children continue to develop their appreciation of the ways in which people's values are an important aspect of their lives. They make links to responsibility and citizenship. Children begin to understand the concept of shared values and how a community can use shared values. Moving on from their previous learning, children begin to strengthen their capacity for moral judgements.

## Children Can:

- a explain why individuals and communities may have similar and differing values;
- b show an awareness of morals, question morals and demonstrate an ability to make choices, understanding the consequences;
- c express their own values while respecting the values of others.

Year 5

 <b>Worship</b> <b>Lesson Number:</b> 1 2 3 4 5 6 a a a a a a b b b b b b c c c c c c						 <b>The True Meaning of Christmas</b> <b>Lesson Number:</b> 1 2 3 4 5 6 a a a a a a b b b b b b c c c c c c						 <b>Peace</b> <b>Lesson Number:</b> 1 2 3 4 5 6 a a a a a a b b b b b b c c c c c c						 <b>Forgiveness</b> <b>Lesson Number:</b> 1 2 3 4 5 6 a a a a a a b b b b b b c c c c c c						 <b>Jesus the Healer</b> <b>Lesson Number:</b> 1 2 3 4 5 6 a a a a a a b b b b b b c c c c c c						 <b>Commitment</b> <b>Lesson Number:</b> 1 2 3 4 5 6 a a a a a a b b b b b b c c c c c c					
 <b>TEAM</b> <b>Lesson Number:</b> 1 2 3 4 5 6 a a a a a a b b b b b b c c c c c c						 <b>Britain</b> <b>Lesson Number:</b> 1 2 3 4 5 6 a a a a a a b b b b b b c c c c c c						 <b>Be Yourself</b> <b>Lesson Number:</b> 1 2 3 4 5 6 a a a a a a b b b b b b c c c c c c						 <b>It's My Body</b> <b>Lesson Number:</b> 1 2 3 4 5 6 a a a a a a b b b b b b c c c c c c						 <b>Money Matters</b> <b>Lesson Number:</b> 1 2 3 4 5 6 a a a a a a b b b b b b c c c c c c						 <b>Aiming High</b> <b>Lesson Number:</b> 1 2 3 4 5 6 a a a a a a b b b b b b c c c c c c					



Children continue to develop their appreciation of the ways in which people's values are an important aspect of their lives. They make links to responsibility and citizenship. Children begin to understand the concept of shared values and how a community can use shared values. Moving on from their previous learning, children begin to strengthen their capacity for moral judgements.

- a explain why individuals and communities may have similar and differing values;
- b show an awareness of morals, question morals and demonstrate an ability to make choices, understanding the consequences;
- c express their own values while respecting the values of others.

Year 6