




<div><p>Hillcrest Primary School Medium Term Plan <i>At Hillcrest, we nurture a love of reading to empower the children to unlock the full wonders of the curriculum, supporting them to unleash their creativity and champion their independence, helping them to achieve their full potential.</i></p></div>			<div><p>TLC Text:</p><p>Little Red: <i>Bethan Woolvin</i></p><div></div><p>Little Red Hen: <i>Mary Finch</i></p><div></div></div>				<div><p>TLC Hook: Investigate props from the story in the forest school.</p></div>	
<div><p>Year Group: 2</p></div>			<div><p>Term: Autumn 1</p></div>					
<div><p>Autumn Half Term 1</p></div>								
	Week 1	Week 2	Week 3	Week 4	Week 5	Week 6	Week 7	
English	Introduce the text and act out the story	Identify adjectives Focus on sentence structure	Features of a narrative Edit and improve a narrative	Rewrite a narrative	Look at features of a recipe	Identify imperative verbs	Write a set of instruction on how to make bread.	
Grammar & Punctuation	Use of capital letters and full stops to demarcate sentences	To find and locate adjectives	Use the past tense.	Use of capital letters and full stops to demarcate sentences	Commas to separate items in a list	Identify verbs.	Write command sentences.	
Spelling	a-e ai ay a eigh ea ey aigh y ee e ie e-e igh i-e i ow o o-e oa oe ou	oo u u-e ew ue ou ui air are ear ere er ur ir or ear ou ow	or a aw au ore oor al oar our augh aur si su ch tch ture sh ti ch ssi ci si	j g ge dge s ss c ce se st sc ou ea y a o o-e u oul	ie y ea a	What do I need to know to think about spelling? How do I use the Complete the code chart to help me to spell?	Why do I double letters at the end of words? Why do I double letters in some longer words ending in -er?	
Maths <i>Place value</i>	To recognise tens and ones	To Partition numbers to 100 TO write numbers in words.	To add 10s on number line to 100 To estimate numbers on number lines	To compare objects To compare numbers	To use number bonds for addition and subtraction To find fact families	To Add and subtract numbers	To Add and subtract numbers	
Science <i>Animals including humans</i>		I can find out about and describe the basic needs of animals, including humans, for survival.	I notice that animals, including humans have offspring which grow into adults.	I notice that animals, including humans have offspring which grow into adults.	I can gather and record data.			
Geography		To use atlases and globes to discover the continents and oceans of the world.	To explain how the equator and the poles affect the climate worldwide.	What are the UK’s countries, capital cities and surrounding areas.	What are the key human and physical features?	To create a map of my school using key map features.	To create a map of my local area using aerial photographs.	
Design & Technology					To design a bread roll	To make bread roll	To evaluate bread roll	
Art	To use a variety of mediums, focussing on watercolour. To use drawing and painting to share their ideas.			Please note that additional time is dedicated to Art lessons in the first part of the half-term to ensure we cover all objectives effectively.				
Music	Get to know the song – learn the melody and add actions on the beat.	Get to know the song – improving phrasing and tuning. Track the shape of the melody with gesture.	Progression snapshot 1. Make a video recording of children singing.	Play the songs melody on a tuned percussion instrument.	Improvise rhythms along to a backing track.	Compose call-and-response music.		
Outdoor P.E. <i>Team building</i>	To follow instructions and work with others.	To co-operate and communicate in a small group to solve challenges.	To create a plan with a group to solve the challenges.	To communicate effectively and develop trust.	To use teamwork skills to work as a group to solve problems.	To work with a group to copy and create a basic map.		

Indoor P.E. gymnastics	To perform gymnastic shapes and link them together.	To perform gymnastics shapes with control and link them together.	To use shapes to create balances.	To use shapes to create balances.	To link travelling actions and balances using apparatus.	To develop travelling actions and balances using apparatus.	To demonstrate different shapes, take-off and landing when performing jumps.
R.E.	To identify how and why some people say thank you by reflecting on personal experience.	To recognise how and why some people celebrate harvest by examining what they say and do.	To identify why some Hindus and Christians feel thankful to God by exploring stories.	To describe how and why some Hindus express gratitude to God by exploring puja.	To identify how some Hindus and Christians thank God by examining what they do.	To explore music to understand how some Christians thank God.	
Computing	To plan a route	To create multiple sequences of move instructions	To add instructions to display a sequence of texts	To use different events to launch code	To create costumes for multiple sprites.		
Life Skills (PSHE & RSHE) <i>Safety and the changing body</i>	To begin to understand the role of the family in their lives.	To begin to understand the range of families they may encounter now and in the future.	To recognise how others show feelings in different ways and how to respond.	To begin to understand that some friendships might make us feel unhappy and how to deal with this.	To begin to understand the conventions of courtesy and manners.	To begin to understand the process and emotions relating to grief.	To develop an understanding of stereotypes and how these might affect job/career choices.

We would love for children to experience first-hand the surprise and mystery of the TLC text when we first read it together in class. Therefore, here are some supplementary texts they may enjoy alongside!

Supplementary Texts	Same Author		Readers also liked...		Non-Fiction	
 <p>Little Red Riding Hood Mara Alperin</p>						
 <p>Little Red Hen Jonathan Allen</p>	Rapunzel Bethan Woolvin	The Three Billy Goats Gruff: Mary Finch	Room on our rock Kate Temple	LMNO Peas Keith Baker	Where does my food come from? Annabel Karmel	Gruffalo crumble and other recipes Julia Donaldson