



Hillcrest Primary School Medium Term Plan

At Hillcrest, we nurture a love of reading to empower the children to unlock the full wonders of the curriculum, supporting them to unleash their creativity and champion their independence, helping them to achieve their full potential.

**TLC Text: Bumpus Jumpus
Dinosaurumpus**
By Tony Mitton

Dinosaurs Love Underpants
By Claire Freedman



TLC Hook: ROARR!

Year Group: 1






Term: Summer 2

Summer Half Term 2

	Week 1	Week 2	Week 3	Week 4	Week 5 – assessment week	Week 6 – assessment week
English	To write a description of a dinosaur using adjectives.	To create a new dinosaur in underpants character and write a description (author write)	To look at and highlight different features of instructions.	To use the children's experiences to write instructions	To identify and use time words and key vocabulary for instructions	To write the instructions for making their moving dinosaur
Grammar & Punctuation	To identify and use adjectives	To form sentences and expanded noun phrases	To identify and use imperative verbs	To use suffix –ed to write in the past tense	To use time words at the beginning of sentences	To use a range of time words and imperative verbs in a sequence of sentences
Phonics	/ai/ eigh, aigh, ey, ea, /n/ kn, gn, mb, /ear/ ere, eer	/zh/ su, si, /j/ dge, ge /i/ y,	/sh/ ti, ssi, si, ci, - Grow the code: /sh/ s, ch, ti, ssi, si, ci	/or/ augh, our, oar, ore	Review all GPCs	Review all GPCs
Maths Place value (within 100) Money Time	To count from 50 to 100 To count in tens to 100 To partition into tens and ones	To use a number line to 100 To find 1 more, 1 less To compare numbers with the same number of tens	To compare any two number To unitise To be able to recognise coins	To count in coins To sequence using before and after To sequence the days of the week	To sequence the months of the year To understand hours, minutes and seconds To tell the time to the hour	To tell the time to the half hour To consolidate learning
Science		Sorting animals - to think about the different animal types and what is special about them.	To name some animals from each group and for some groups will be able to say why they belonged to that group	to label basic external body parts and link to the 5 senses to parts of their body.	to make links to their prior learning about animal diets and animal types.	
Design & Technology				To plan and design a dinosaur with moving body parts.	To make a dinosaur with moving body parts.	To evaluate a dinosaur with moving body parts.
Art				Please note that additional time is dedicated to Art lessons in the first part of the half-term to ensure we cover all objectives effectively.		
Music	To find the beat and learn to sing the 'response' lines.	To Practise finding the beat, join in singing the chorus, and play call-and-response rhythms.	Progression snapshot 3. Make a video recording of children singing.	To sing the song confidently and play the response phrase on tuned percussion.	To sing and play in call-and-response.	To sing the song in call-and-response, invent new song lyrics, and turn new lyrics into musical phrases.

Outdoor P.E.	To move at different speeds over varying distances.	To develop balance.	To develop changing direction quickly.	To explore hopping, jumping and leaping for distance.	To develop throwing for distance.	To develop throwing for accuracy.
Indoor P.E.:	To defend space using the ready position.	To play against an opponent and keep the score.	To explore hitting with a racket.	To develop racket and ball skills.	To develop sending a ball using a racket.	To develop hitting over a net.
History	To discuss why we remember Mary Anning	To learn about the key events of Mary Anning's life	To discuss what Mary Anning was like and what made her so special.	To discuss what others think of Mary?		
Geography	To locate and name the seven continents	To identify and use vocabulary linked to the world's seas and oceans.	To use basic geographical vocabulary to refer to key physical features	To learn about national animals of various countries.	To investigate animals in our local area.	
R.E.	To identify how and why some people care for others by exploring the Sikh belief in Sewa.	To investigate why many Muslims believe it is important to care for others by exploring Zakat.	To investigate why some ways of caring might take more effort and receive less thanks than others by exploring Tzedakah.	To explore Christian teachings on caring through stories about Jesus.	To identify some Humanist beliefs about the importance of caring for others.	To explore modern examples of how people use their skills to care for others.
Computing	To explore the dataset as printed cards	To explore the dataset as virtual cards in Popplet	To organise data into a tree, using questions to create subgroups	To input data from the cards to an online form	To create filters on a spreadsheet to identify subsets of the data.	To use the spreadsheet to solve clues about the pirates.
Life Skills (PSHE & RSHE)	To think about their individual strengths and new skills they have to prepare for their move from Year 1 to Year 2					

We would love for children to experience first-hand the surprise and mystery of the TLC text when we first read it together in class. Therefore, here are some supplementary texts they may enjoy alongside!

Supplementary Texts		Same Author		Readers also liked...		Non-Fiction	
							
By Chae Strathie	By Julia Donaldson	By Claire Freedman	By Tony Mitton	By Jane Yolen	By Julia Donaldson	By Maria Isabel Sanchez Vegara	By Simon Mole